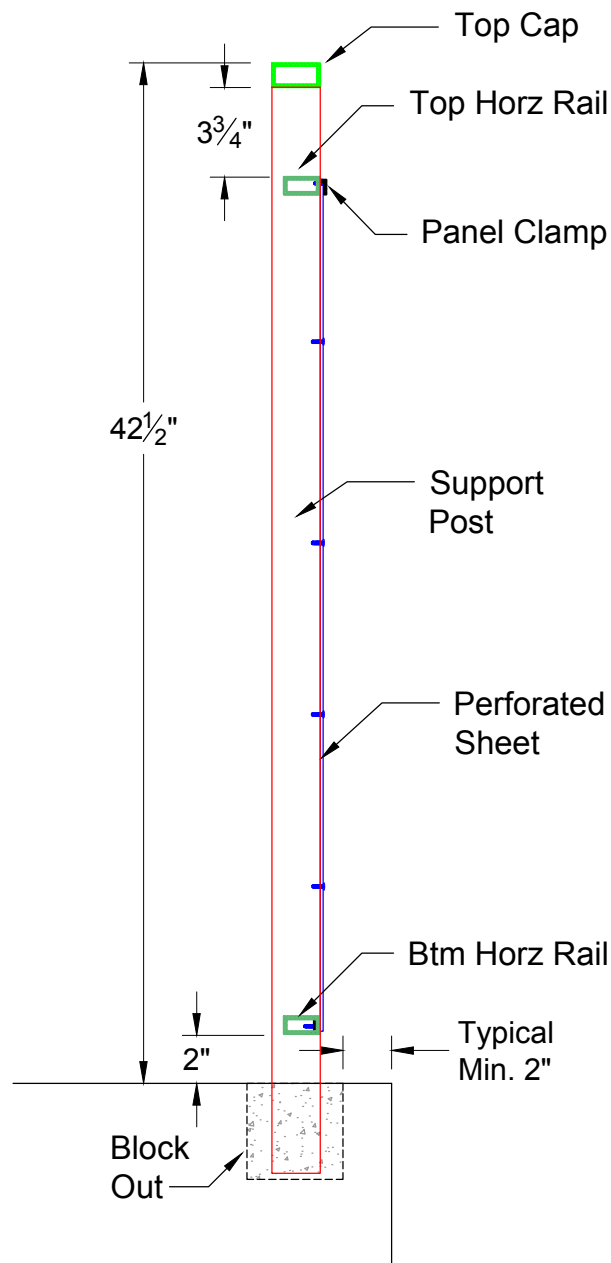


**Material List:**

2" x 1" x 1/8"	6063-T52 Rect. Tube	Top Cap ( Shown )
1"x1-1/2"x1/8"	6063-T52 Rect. Tube	Top Horz. Rail
2"x1-1/2"x1/8"	6061-T6 Rect. Tube	Support Posts
1"x1-1/2"x1/8"	6063-T52 Rect. Tube	Bottom Rail
3/4"x1/4"x1/8"	6063-T52 Angle	Panel Clamp
1/8" Sheet	6063-T52 Perforated	1" Holes @ 1 1/4" Stagger
1/8" Sheet	6063-T52 Perforated	Various Patterns ( Option )
6"x6-1/2"x3/8"	6061-T6 CNC Cut	Base Plate ( Option )

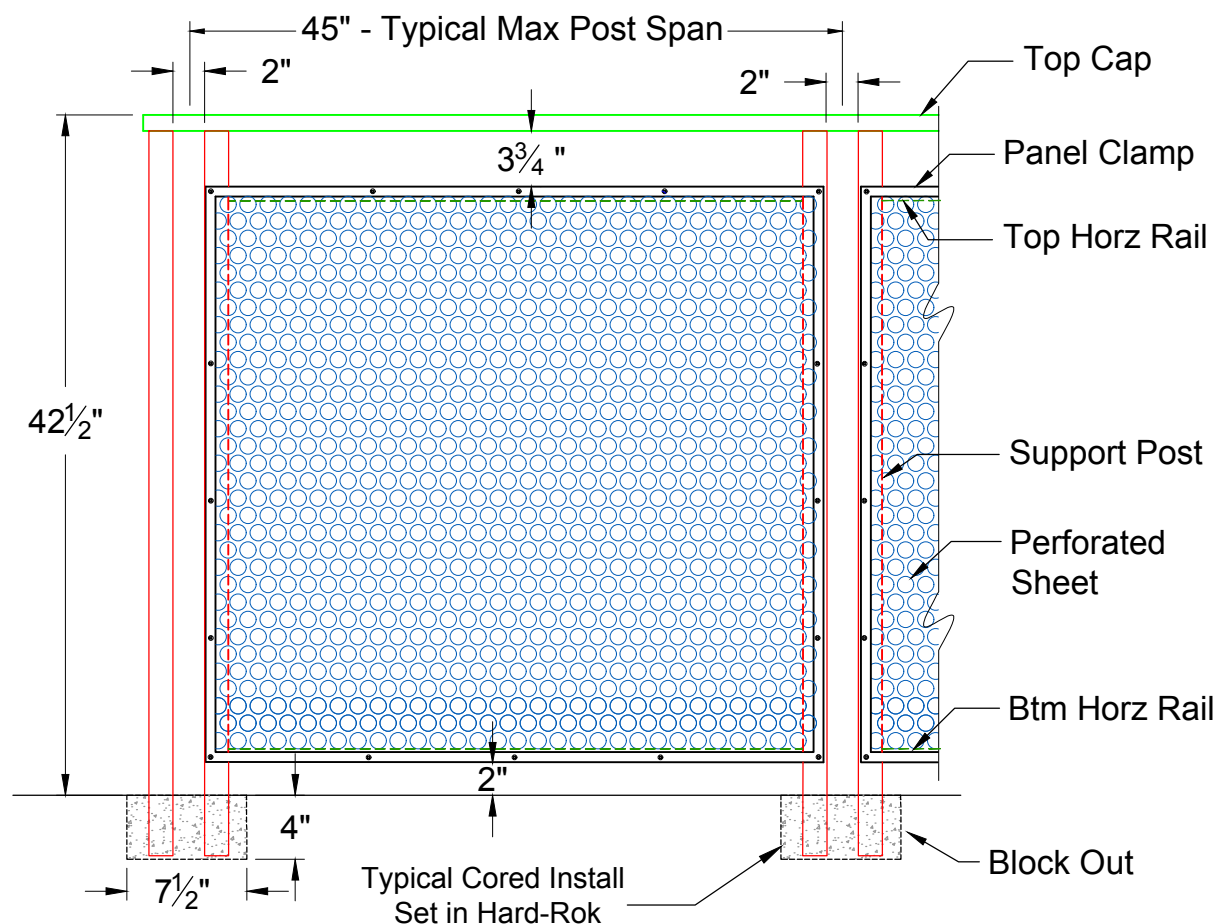
All rights reserved and are the property of Mullet's Aluminum Products, Inc. No part of the materials may be copied, photocopied, reproduced, translated or reduced to any electronic medium or machine-readable form, in whole or in part, without prior written consent of Mullet's Products, Inc. All materials are protected by United States Copyright Law.



**ENLARGED SECTION** 1 1/2" = 1' - 0"



**PLAN VIEW** 1" = 1' - 0"



**ELEVATION** 1" = 1' - 0"

Dimensions and Components may vary based on Site Specific Engineering

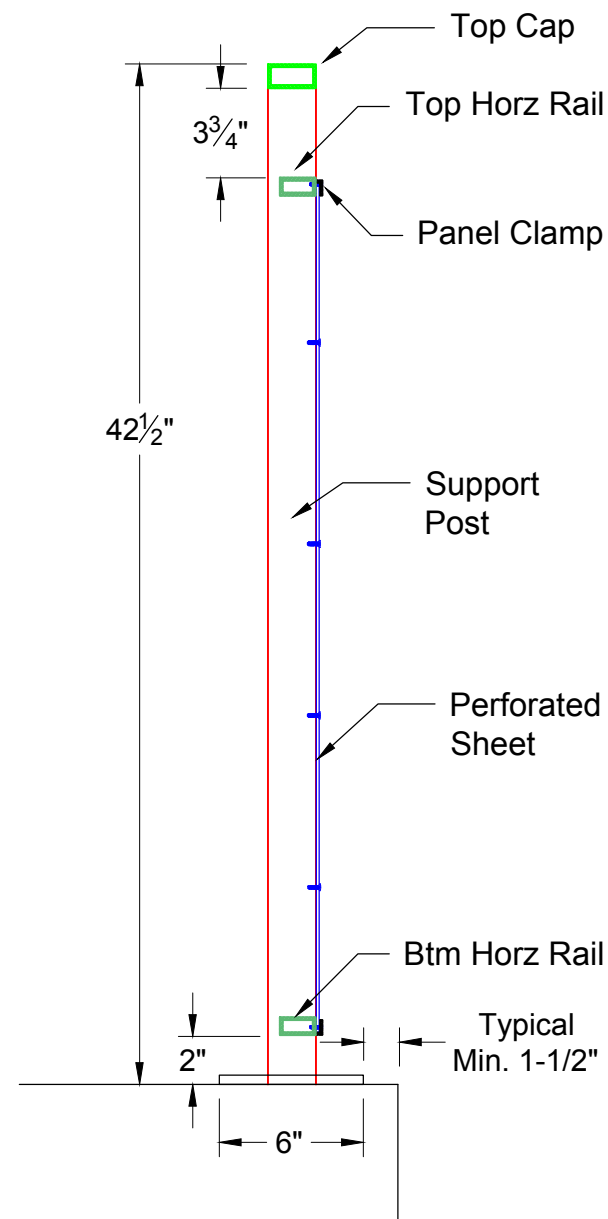
Date:	May. 23, 19	Customer:	MULLET'S ALUMINUM
Drawn By:	Nick, L.	Project Name:	PERFORATED RAIL
Scale:	AS NOTED	Drawing Description:	PRS - 200 Typ. Core Mount
			Page : ( 1 )



6345 McIntosh Road Office # ( 941 ) 371 - 3502  
Sarasota, FL 34238 Fax # ( 941 ) 378 - 5676

**Material List:**

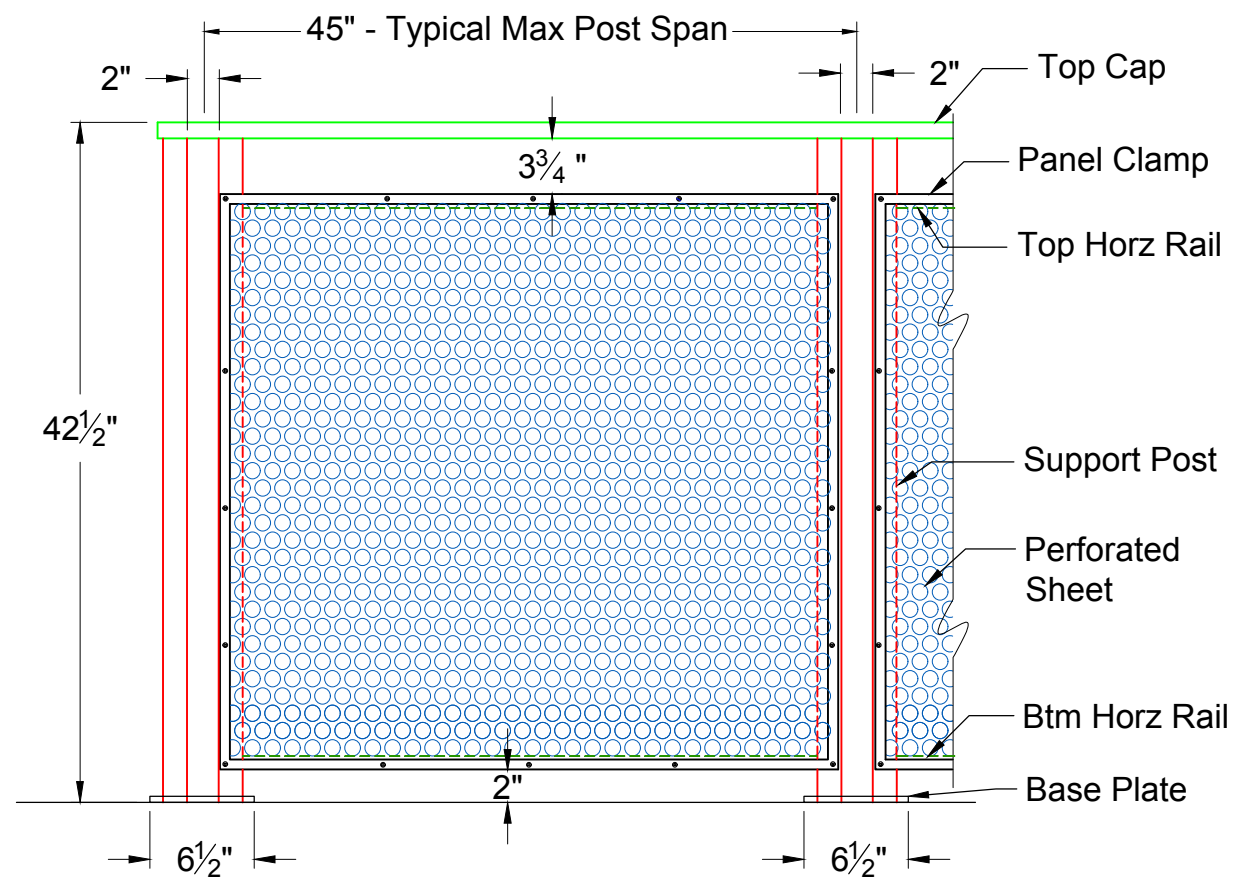
2" x 1" x 1/8"	6063-T52 Rect. Tube	Top Cap ( Shown )
1"x1-1/2"x1/8"	6063-T52 Rect. Tube	Top Horiz. Rail
2"x1-1/2"x1/8"	6061-T6 Rect. Tube	Support Posts
1"x1-1/2"x1/8"	6063-T52 Rect. Tube	Bottom Rail
3/4"x1/4"x1/8"	6063-T52 Angle	Panel Clamp
1/8" Sheet	6063-T52 Perforated	1" Holes @ 1 1/4" Stagger
1/8" Sheet	6063-T52 Perforated	Various Patterns ( Option )
6"x6-1/2"x3/8"	6061-T6 CNC Cut	Base Plate ( Option )



**ENLARGED SECTION** 1 1/2" = 1' - 0"



**PLAN VIEW** 1" = 1' - 0"



**ELEVATION** 1" = 1' - 0"

Dimensions and Components may vary based on Site Specific Engineering

All rights reserved and are the property of Mullet's Aluminum Products, Inc. No part of the materials may be copied, photocopied, reproduced, translated or reduced to any electronic medium or machine-readable form, in whole or in part, without prior written consent of Mullet's Products, Inc. All materials are protected by United States Copyright Law.

Customer: **MULLET'S ALUMINUM**

Project Name: **PERFORATED RAIL**

Page: **( 2 )**

Date: **May. 23, 19**

Drawn By: **Nick, L.**

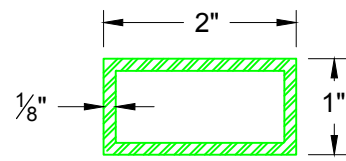
Scale: **AS NOTED**

Drawing Description:

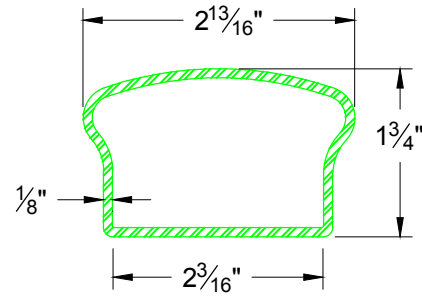
**PRS - 200 Opt. Plate Mount**



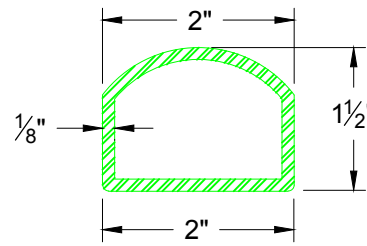
6345 McIntosh Road Office # ( 941 ) 371 - 3502  
Sarasota, FL 34238 Fax # ( 941 ) 378 - 5676



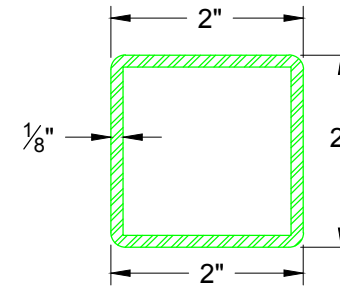
TOP CAP ( SHOWN )  
2 x 1 RECT TUBE



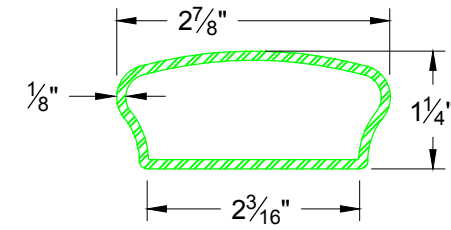
TOP CAP OPTION  
# 137



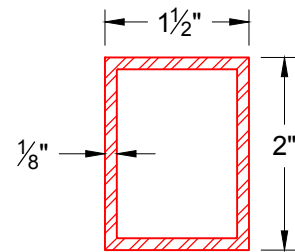
TOP CAP OPTION  
# MA 14



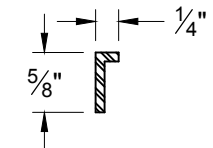
TOP CAP OPTION  
# SQ 2"



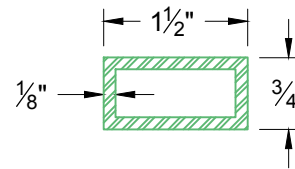
TOP CAP OPTION  
# 133



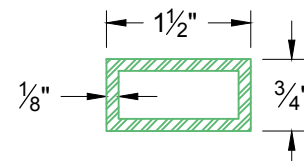
POST



PANEL CLAMP



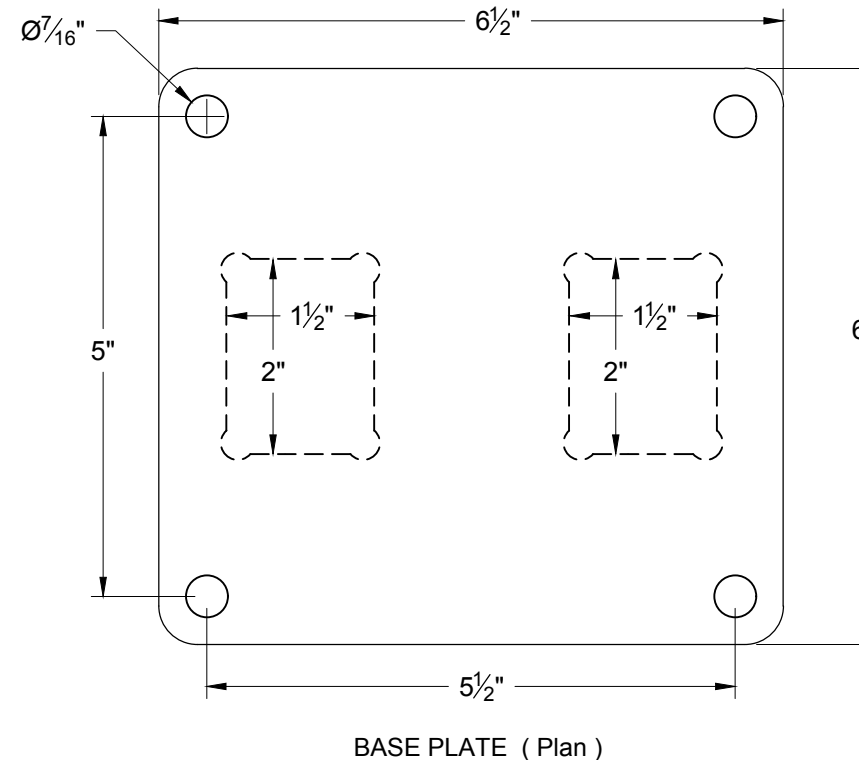
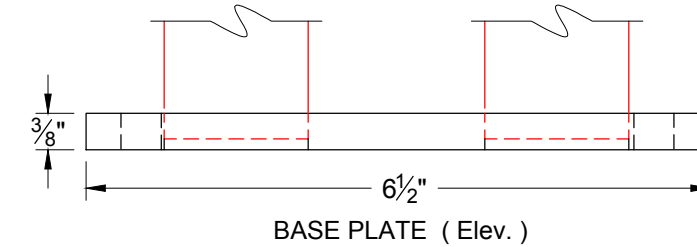
TOP HORIZ. RAIL



BOTTOM RAIL

**Material List:**

2" x 1" x 1/8"	6063-T52	Rect. Tube	Top Cap ( Shown )
1"x1-1/2"x1/8"	6063-T52	Rect. Tube	Top Horiz. Rail
2"x1-1/2"x1/8"	6061-T6	Rect. Tube	Support Posts
1"x1-1/2"x1/8"	6063-T52	Rect. Tube	Bottom Rail
3/4"x1/4"x1/8"	6063-T52	Angle	Panel Clamp
1/8" Sheet	6063-T52	Perforated	1" Holes @ 1 1/4" Stagger
1/8" Sheet	6063-T52	Perforated	Various Patterns ( Option )
6"x6-1/2"x3/8"	6061-T6	CNC Cut	Base Plate ( Option )



( BASE PLATE OPTION SUBJECT TO ENGINEERING )

All rights reserved and are the property of Mullet's Aluminum Products, Inc. No part of the materials may be copied, photocopied, reproduced, translated or reduced to any electronic medium or machine-readable form, in whole or in part, without prior written consent of Mullet's Products, Inc. All materials are protected by United States Copyright Law.

Customer: **MULLET'S ALUMINUM**  
Date: May. 23, 19

Project Name: **PERFORATED RAIL**  
Drawn By: Nick, L.

Drawing Description: **PRS - 200 Component List**  
Scale: 6" = 1'-0"  
Page: (3)



6345 McIntosh Road Office # ( 941 ) 371 - 3502  
Sarasota, FL 34238 Fax # ( 941 ) 378 - 5676

Dimensions and Components may vary based on Site Specific Engineering